



Spido600

**Time saver, handy and faster:
the new solution for garage doors.**



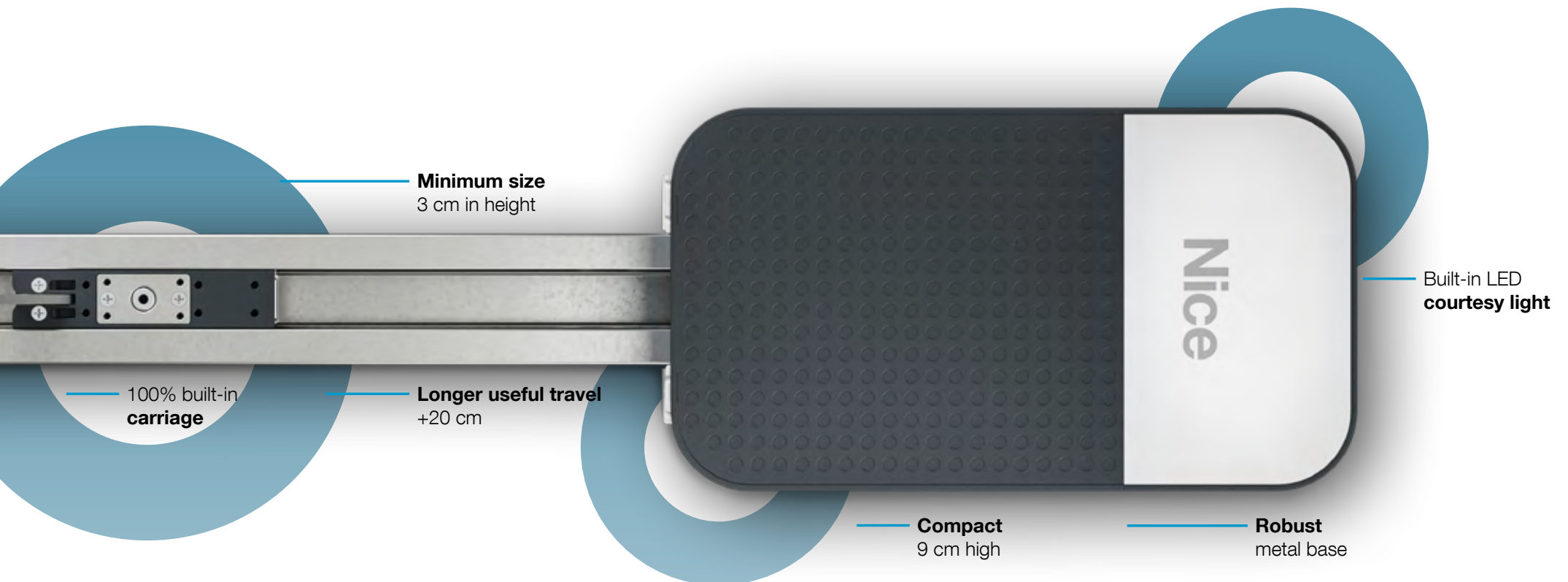
Nice

New motor for sectional doors up to 9.6 m² and up-and-over doors up to 10.5 m².

600N with built-in receiver and control unit.

Spido

**The easiest,
fastest automation.**





Advantageous for both installers and users



User-friendly programming

New system of **digital limit switches**. One-digit **display** in support of programming.



Simple installation

Designed to make every operation easy, from the head to the rail.



Speed

The fastest in the segment, **door opening in just 10 seconds***.



Sustainability

Made of 75% **reclaimed ABS**.

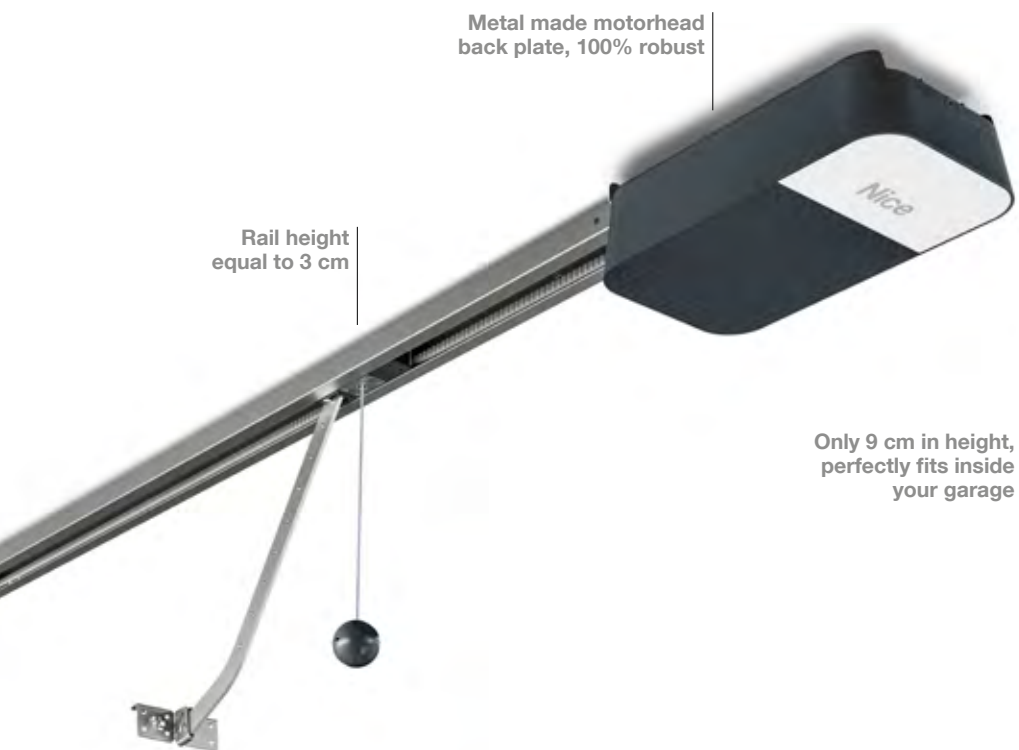
* Considering a typical installation with 2.25 m high balanced door, excluding acceleration and deceleration phases.

Nice

Spido600

For sectional doors up to 9.6 m²
and up-and-over doors up to 10.5 m²

 Available also in KIT



Opera

BUS T4

24V

New gearmotor 600 N with incorporated control unit and built-in receiver.
Remote control via MyNice Welcome App thanks to Nice Core Wifi-Radio gateway to manage all your Nice automations.

Four different kit to choose from:
With pre-assembled 3.2 m one-piece guide with belt or chain (SPIDO32BKCE, SPIDO32CKCE).
With 1.6 m two-piece guide with belt or chain (SPIDO16BKCE, SPIDO16CKCE).

Time saving for the installation

- **Precise limit switches regulation.** No need of installing and adjusting limit switches on the rail
- **Installer friendly programming** thanks to 1 digit display

Handy and safe design

- **Easy and safe handling:** Rail is now 30mm high with fully integrated carriage and rail head. Transport has never been so safe.
- **Only 9 cm in height,** perfectly fits inside your garage
- **Easy to access** control unit thanks to user-friendly cover.

Performance

Open your garage door in just 10 seconds**. Longer useful stroke: 20cm longer rail, ideal for most of the garage doors in the market.

**Considering a typical installation with a balanced, 2,25 mt high garage door, excluding acceleration and deceleration phases.

Code	Description
SPIDO32BKCE	Kit to automate sectional and up-and-over doors, 600N, with incorporated control unit and integrated monodirectional receiver
SPIDO16BKCE	Kit to automate sectional and up-and-over doors, 600N, with incorporated control unit and integrated monodirectional receiver
SPIDO32CKCE	Kit to automate sectional and up-and-over doors, 600N, with incorporated control unit and integrated monodirectional receiver
SPIDO16CKCE	Kit to automate sectional and up-and-over doors, 600N, with incorporated control unit and integrated monodirectional receiver



The Kit SPIDO32BKCE contains:

Code	Description	Quantity
SPIDO600	Gearmotor with incorporated control unit and integrated monodirectional Opera receiver	1
ON2E	Transmitter 433.92 MHz, 2 channels	2
SR32B	Rail length 1 piece 3.2 mt, transmission type belt	1



The Kit SPIDO16BKCE contains:

Code	Description	Quantity
SPIDO600	Gearmotor with incorporated control unit and integrated monodirectional Opera receiver	1
ON2E	Transmitter 433.92 MHz, 2 channels	2
SR16B	Rail length 2 pieces 1.6 mt each, transmission type belt	1



The Kit SPIDO32CKCE contains:

Code	Description	Quantity
SPIDO600	Gearmotor with incorporated control unit and integrated monodirectional Opera receiver	1
ON2E	Transmitter 433.92 MHz, 2 channels	2
SR32C	Rail length 1 piece 3.2 mt, transmission type chain	1



The Kit SPIDO16CKCE contains:

Code	Description	Quantity
SPIDO600	Gearmotor with incorporated control unit and integrated monodirectional Opera receiver	1
ON2E	Transmitter 433.92 MHz, 2 channels	2
SR16C	Rail length 2 pieces 1.6 mt each, transmission type chain	1

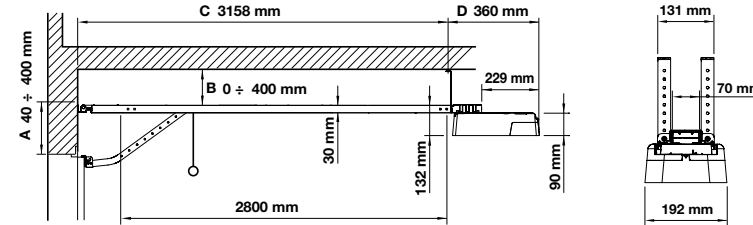
COMMON ACCESSORIES

Code	Description	Pc./Pack
SPA600	Spare control unit for SPIDO32BKCE, SPIDO32CKCE, SPIDO16BKCE, SPIDO16CKCE	1
PS124	24 V battery with integrated battery charger	1
KI1	Outside release kit with metal pull-cord and lock and key	1
SPA2	Kit for unlocking from the outside with cable	1
SPA5	Oscillating arm sliding on bearings with optimised structure for projecting up-and-over doors	1
SPA6	Large 585 mm long connecting arm	1
SPA7	Kit of two additional fixing brackets	2
SRA1	Quick-connect brackets for ceiling mounting	6
TS	Signboard	1

TECHNICAL SPECIFICATIONS

Codice	SPIDO600
ELECTRICAL DATA	
Power supply (Vac 50/60 Hz)	230
Absorption (A)	1
Power (W)	150
PERFORMANCE DATA	
Maximum speed (m/s)	0.2
Maximum force (N)	600
Working cycle (cycles/day)	40
DIMENSIONAL AND GENERAL DATA	
Protection level (IP)	40
Working temp. (°C Min/Max)	-20 ÷ +55
Pack dimensions (mm)	192x344x90 h
Weight (kg)	3.8 kg

DIMENSIONS



UTILISATION LIMITS

Using the maximum travel

	Sectional		Non-projecting up-and-over door (with SPA5)		Projecting up-and-over door (with SPA5) or sprung (without SPA5)	
	L (m)	H (m)	L (m)	H (m)	L (m)	H (m)
SR32/16	3.7	2.6	3.5	2.4	3.5	3
SR40*	2.9	3.4	2.7	3.4	3	3.6

*Valid also for SR32/16 + SR08

RAIL TECHNICAL SPECIFICATIONS

Code guide	SR32B/C	SR16B/C	SR08B/C	SR40B
Type guide	1-piece guide in galvanized steel	2-pieces guide in galvanized steel	Guide extension in galvanized steel	1-piece guide in galvanized steel + guide extension
Installed rail length (mm)	3200	3200 (1600x2)	800*	3200+800
Useful travel (mm)	2800	2800	3500**	3500**
Weight (kg)	6.5	7	2.6	8.3
Pack dimensions (mm)	3300x90xh45	1690x165xh45	818x114xh85	3300x90xh45

*To be used with 3.2 m guide to reach 4m length.

**Referred to 4 m guide.

COMPATIBILITY TABLE WITH CONTROL SYSTEMS AND ACCESSORIES

SPIDO	Control unit/Receiver
	<ul style="list-style-type: none"> Built-in*
	OXIBD / OXILR
	Transmitter
	<ul style="list-style-type: none"> ERA INTI - 1 o 2 channels, 433,92 MHz, coloured ERA ONE - 1, 2, 4 or 9 channels, 433,92 MHz
	ERA ONE BD / ERA ONE LR
	ERA FLOR / NICEWAY
	Photocells
	<ul style="list-style-type: none"> EPS - Slim / EPM - Medium / EPL - Large EPSB - Slim, BlueBus / EPMB - Medium, BlueBus / EPLB - Large, BlueBus
	<ul style="list-style-type: none"> EPMOR - Medium, reflective EPMORB - Medium, BlueBus, reflective EPMOV - Medium, wireless, self-synchronised
	<ul style="list-style-type: none"> F210 Synchronised, adjustable / FT210 for sensitive edges F210B BlueBus / FT210B for sensitive edges, BlueBus
	Flashing light
	ELAC
	<ul style="list-style-type: none"> ELDC WLT - Multi-function LED indicator

* Radio receiver not compatible with the O-box functions of the Opera system

Nice

A single ecosystem to connect, simplify and control all home automations.

The new range of garage motors are designed to connect and integrate with the **Yubii® ecosystem**.

Thanks to the plug-in communication interfaces, the new range of garage door motors integrates with your smart home system.



Nice connectivity tools

Smart Home Hub




YUBIIHOME

Gateway for remote control of Nice automations with radio receiver and all smart, Z-Wave™ and WiFi devices.

DESIGNED FOR THE END CONSUMER



You can use your smartphone and the Yubii app to manage all your Smart Home automations and Z-Wave devices wherever you are.



CORE

Wi-Fi gateway for remote control of Nice automations with radio receiver.

DESIGNED FOR THE END CONSUMER



You can use your smartphone and the MyNice Welcome app to manage your home's Nice automations wherever you are.



Communication and programming interfaces



IBT4N

Interface for connecting the Pro-View programming unit and IT4WIFI smart interface.



BIDI-WIFI

Plug-in programming interface to configure the automation via smartphone.



BIDI-ZWAVE

Plug-in communication interface for communicating between Z-Wave™ gateway and Nice motors.



IT4WIFI

Smart Wi-Fi interface to manage gates and garage doors remotely via smartphone.



VOICE COMMANDS

Control your home automation the simplest way possible, including from your smart watch or smart car via Amazon Alexa, Google Assistant or Siri.



We make even the smallest of gestures extraordinary.

Nice, a world without barriers.

Automation and control systems for gates, garage doors, blinds, awnings and rolling shutters and alarm systems for all types of space, from private homes to large public buildings.

www.niceforyou.com

Nice SpA
Oderzo, TV, Italy



Nice cares for the environment.
Using natural paper it avoids
excessive use of raw materials
and forest exploitation.
Waste is reduced, energy is saved
and climate quality is improved.