



LTX

Universal Fixed Format Learning Transmitter

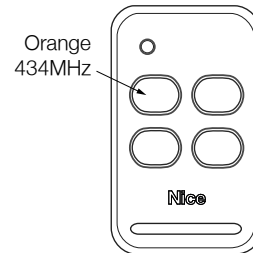
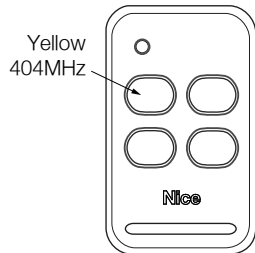
**Product identification:**

Grey front and back casings.
Yellow button 1 = 404MHz
Orange button 1 = 434MHz

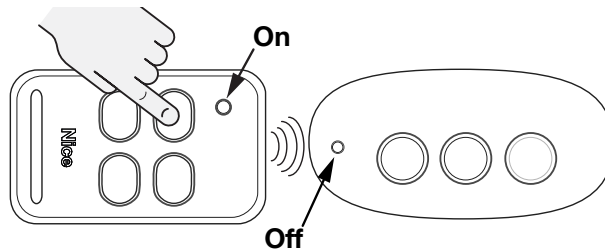
Format compatibility:

National binary format.
Motorola trinary format.
French code format.

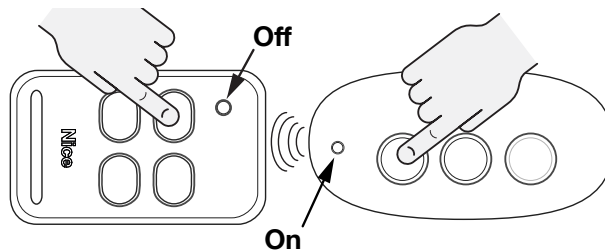
Step 1: Confirm the LTX frequency matches the original transmitter frequency.



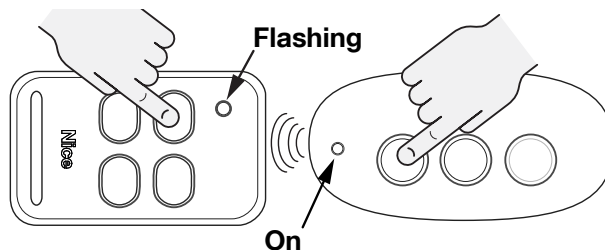
Step 2: Press and hold the required button on the new LTX.



Step 3: When the LED on the new LTX goes off, press and hold the button to copy on the original TX. (TXs must be head to head)



Step 4: Wait for the LED to begin flashing on the new LTX. (+/- 3sec.)



Step 5: Release both buttons. Repeat steps 2 to 5 for additional buttons.

