


How to program a remote into your:
ET 1000




ET BLUE






**Compatible with both the
ET Blue and ET BLU MIX ranges of remotes**

(NB. The ET BLU MIX remote button must be set to the old ET Blue code for use on this motor if the receiver IC has no © logo on it.)

ET BLU MIX



Learning a remote transmitter button into the receiver for open/close operation: - (15 user memory)		
Action	Pictorial confirmation	Response
Press and hold the required remote transmitter button		RX Learn LED flickers lightly.
Press and hold the RX Learn button.		RX Learn LED flashes Confirmation. 1 flash = First transmitter learnt. 2 flashes = Successful there is still memory available. Multiple rapid flashes = memory full.
Release the RX Learn button once the RX Learn LED flashes confirmation.		RX Learn LED remains lit in standby.
Release remote transmitter button		